

ENGINE ROOM KEY TO PLAN

Item ID	ITEM
PORT ENGINE	
A	Port Engine
B	Air Filters (2)
C	Oil Dip Stick
D	Transmission Fluid Dip Stick
E	Crank Case Oil Filter
F	Primary Oil Filter
G	Secondary Oil Filter
H	Engine Oil Fill Cap
I	Engine Fuel Shut Off Switch
J	Racor Fuel / Water Separator Filter and Drain
K	Fuel Algae Remover
L	Engine Coolant Seacock, Strainer and Winterizer Faucet
M	Engine Muffler
PORT SIDE	
N	HVAC Coolant Seacock
O	HVAC Coolant Strainer
P	HVAC Heat Exchanger Pump
Q	Potable Hot Water Heater
R	Potable Water Pressure Pump
S	Room Air Exhaust Fan
T	Halon Fire Extinguishing System Tank
U	DC Batteries
V	DC Battery Charger
W	Engine Room Breaker Panel
X	Engine Room Potable Wash Down Faucet
Y	Portable Manual Bilge Pump
Z	Portable Manual Bilge Pump
STARBOARD ENGINE	
AA	Starboard Engine
BB	Air Filter (2)
CC	Oil Dip STICK
DD	Transmission Fluid Dip Stick
EE	Crank Case Oil Filter
FF	Primary Oil Filter
GG	Secondary Oil Filter
HH	Engine Oil Fill Cap
II	Engine Fuel Shut Off Switch
JJ	Racor Fuel / Water Separator Filter and Drain
KK	Fuel Algae Remover
LL	Engine Coolant Seacock, Strainer and Winterizing Faucet
MM	Engine Muffler
NN	Engines Stabilizer
GENERATOR - Starboard Side	
OO	Generator
PP	Generator Fuel Pump
QQ	Generator Battery
RR	Generator Fresh Air Vent Dust
SS	Generator Coolant Seacock,
TT	Generator Coolant Strainer
UU	Generator Muffler
Other	
VV	Diesel Heater Fuel Pump
WW	Room Air Exhaust Fan
XX	Room Heater for Winter. Goes on below 45 degrees Fahrenheit
YY	Bow Shower Grey Water Waste Pump
ZZ	Starboard Grey Water Waste Manifold
CENTER	
AAA	Primary Automatic Bilge Pump
BBB	Secondary Automatic Bilge Pump
CCC	Tertiary Manual Built In Bilge Pump
DDD	Primary DC Ceiling Lighting Switch
EEE	Primary DC Ceiling Lights (4)
FFF	Ceiling LED Light and Switch (Starboard)
GGG	Ceiling LED Light and Switch (Starboard)
Head Waste System	
HHH	Holding Tank
III	Holding Tank Vent
JJJ	Diverter Y Valve from tank to Dock Pump Out or Macerator to Manifold
KKK	Macerator to Manifold
LLL	Macerator Switch
MMM	Stern Head Vacuum Accumulator
NNN	Stern Head Vacuum Pump
OOO	Mid Ship Head Vacuum Accumulator
PPP	Mid Ship Head Vacuum Pump
QQQ	Bow Head Vacuum Accumulator
RRR	Bow Head Vacuum Pump
SSS	Port Grey Water Waste Manifold

HATCHES & COMPARTMENTS - Key to Plan


#	Type	Location	Use
			Port light parts, small & large extra window; 2 rough cut window moldings, extra headliner; Window shade mat; 6 door handles; Extra AC filters; Clothing; Extra Bedding / Quilts
1	Storage Hatch	Under Bow Stateroom Bed	Luggage, Winter Clothing
2	Storage Hatch	Under Bow Stateroom Bed	Linens
3	Drawer	Under Bow Stateroom Bed	Bilge access; Extra dock electric cables; Tools and boat product, including extra filters.
4	Hatch	Floor in front of Bow Stateroom Bed	Light and Air
5	Skylight Vent	Over foot of Bow Bed	Jackets & Coats
6	Full length	Bow Stateroom, Port side	Portable Electric Heaters / Fans
7	Lower Cabinet	Bow Stateroom, Starboard Side	Misc. Shelving
8	Upper Cabinet	Bow Stateroom, Starboard Side	Main Anchor Chain
9	Storage Hatch	Bow of Bow Stateroom	Medicine / First Aid Products
10	Sliding Cabinet	Bow Stateroom Head	Cabinet for Guests
10.5	Guest Cabinet	Bow Stateroom Over Sink	Guest Linens
11	Open Shelves	Bow Stateroom Head	Plumbing Access Panel
	Hidden Door		Cleaning Products, handy tools
12	Hatch	Bow Stateroom Head Under Sink	Mops, Brooms, Vacuum Cleaner
13	Open Shelves	Laundry Room, against Hull	Washing Machine (and dryer hook up)
14	Open Area	Laundry Room, towards Bow	Battery controls; Fuses
15	Open Area	Laundry Room, towards Stern under Counter	Clothing & Linens
16	Hidden Hatch	Under Stern Stairs	Clothing & Linens
17	Cabinet	Hall, towards Bow	Clothing & Linens
18	Cabinet	Hall, center	Clothing & Linens
19	Cabinet	Hall, towards Stern	Mid Stateroom Shower Pump
20	Hatch	Hall Floor, towards Bow	Starboard Propeller Wet Seal
21	Hatch	Hall Floor at Master Stateroom Door	Specification Books
22	Counter Top	Master Stateroom Starboard at door	Specification Books
23	Counter Top	Master Stateroom Starboard 2nd one	Clothes
	Drawers - Two		Clothes
24	(2)	Master Stateroom Starboard Bow	Clothes
	Drawers - Two		Clothes
25	(2)	Master Stateroom Starboard center	N/A
	Drawers - Two		Starboard Propeller Harness Bolts
26	(2)	Master Stateroom Starboard Stern	Master Stateroom Shower Sump Pump
27	Night Table	Master Stateroom Starboard	Starboard Rudder Bolts
28	Hatch	Master Stateroom Starboard Floor	Starboard Steering Hydraulics
29	Hatch	Master Stateroom center Floor	Light and Air
30	Hatch	Master Stateroom Starboard, Stern Floor	Steering Hydraulics - Autopilot & Trim Tabs
31	Hatch	Master Stateroom under Sofa	Toiletries
32	Skylight Vent	Master Stateroom Shower	Toiletries
33	Hidden Door	Master Stateroom under sink	Port Rudder Bolts
34	Sliding Medicine Cabinet	Master Stateroom Head, Starboard	Clothes
35	Sliding Medicine Cabinet	Master Stateroom Head, Stern Port	Fuel Tank Inspection port
36	Medicine Cabinet	Master Stateroom Head against Port	Office Supplies
37	Hatch	Master Stateroom Port Floor at Stern	Office supplies
38	Cabinet with shelves	Master Stateroom Port Wall at Stern	Office Supplies
39	Full Length Closet	Master Stateroom Port Wall center	Office Supplies & Misc Storage
40	Night Table	Master Stateroom Port Bed Side	Office Supplies & Misc Storage
41	Hatch	Master Stateroom - Floor of night table cabinet	Office Supplies
42	Hatch	Master Stateroom under mattress	Office Supplies
43	Cabinet	Mid Stateroom upper at Stern end	Office Supplies
44	Cabinet	Mid Stateroom upper at center	Office Supplies
45	Cabinet	Mid Stateroom upper at Bow end	Office Supplies
46	Drawer	Mid Stateroom under bed at Bow end	Office Supplies & Misc Storage
47	Drawer	Mid Stateroom under bed at center	Office Supplies & Misc Storage
48	Drawer	Mid Stateroom under bed at Stern	Office Supplies & Misc Storage
49	Hatch	Mid Stateroom center floor	Port Propeller Shaft Wet Seal
50	Hanging Closet	Mid Stateroom over counter	Clothing
51	Cabinet	Mid Stateroom under counter	Office Supplies
	Hidden Door		Mid Stateroom shower sump pump Fuse
52	Hatch	Mid Stateroom Head under sink	Teak Hose Holder & storage
53	Cabinet Outside	Stern Deck Port Side Wall	Hand held hot & cold shower - storage
54	Cabinet	Stern Deck Starboard Side Wall	Port Bridge Cover Bolts
55	Hatch	Salon Ceiling Port at Bow end	Starboard Bridge Cover Bolts
56	Hatch	Salon Ceiling Starboard at Bow end	Wine Rack
57	Open Shelves	Salon at center at Bow end	Liquor & Misc Bar Sink Storage
58	Cabinet	Salon at Port at Bow end of counter	Liquor Storage
59	Counter Top	Salon at Bow end on Port Side in counter	

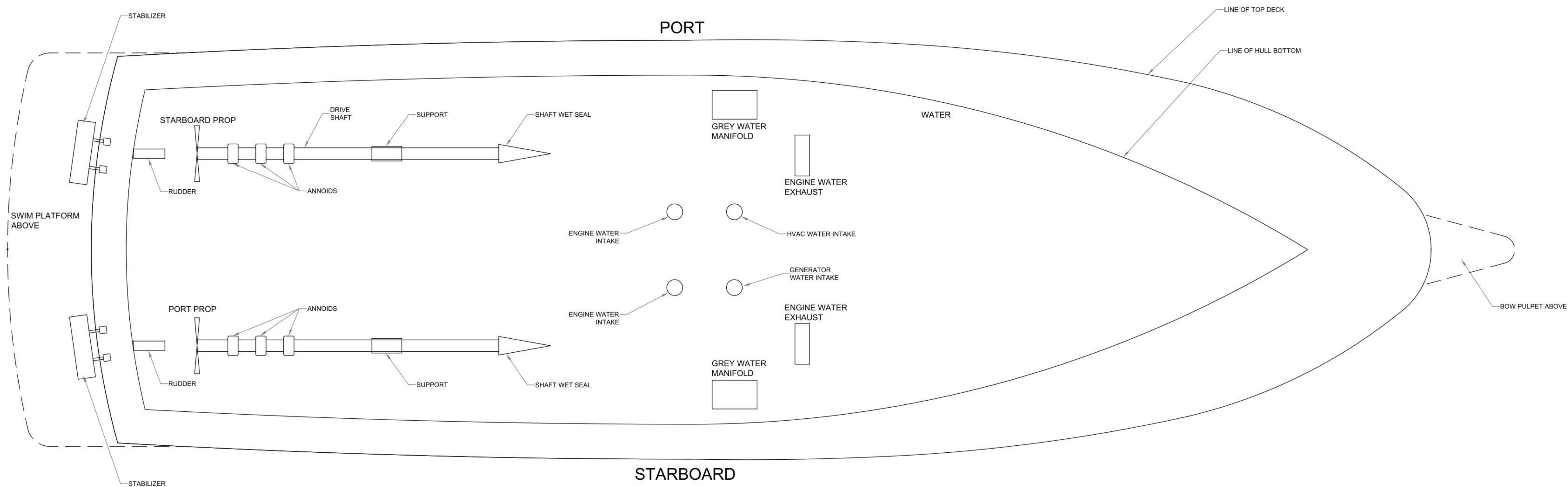
HATCHES & COMPARTMENTS - Key to Plan

#	Type	Location	Use
60	Cabinet	Salon at Bow end over Wine Rack	Wine Glass Rack, Stereo System, Misc. Shelves
61	Cabinet	Galley Starboard Stern end below Circuits	Second Circuit Board, Extra light bulbs, Fuses and Batteries
62	Cabinet	Galley Starboard Stern end	Main Circuit Board
63	Cabinet	Galley above refrigerator	Storage
64	Cabinet	Galley above counter Port side towards Stern	Dishes, cups
65	Cabinet	Galley above counter Port side at center	Dishes, cups
66	Cabinet	Galley above counter Port side towards Bow	Dishes, cups
67	Cabinet & Drawer Above	Galley under counter towards Stern	Small drawer for Misc. & Cabinet for HVAC heat exchangers, water filter, & small garbage pail.
68	Cabinet and Drawer	Galley under counter at center under sink	Cleaning supplies in Cabinet; Pantry Goods in Drawer
69	Upper Drawer, Cabinet & Lower Drawer	Galley under counter towards Bow	Utensils, Pots and Pans, Pantry Goods
70	Drawer	Galley under counter under Toaster Over	Pots and Pans
71	Hidden Door	Galley behind bench seat top towards Stern	Extra storage
72	Hidden Door	Galley behind bench seat top towards Bow	Extra storage
73	Drawer	Galley under bench seat towards Stern	Extra extension cords, power strips, etc.
74	Drawer	Galley under bench seat Stern of center	Storage
75	Drawer	Galley under bench seat Bow of center	Storage
76	Drawer	Galley under bench seat at Bow	Storage
77	Open Shelf	Galley under Stove Top on Port Side	Toaster Oven
78	Hidden Cabinet	Galley under Table Top	Storage
79	Hatch	Galley floor center	Engine Room Hatch for major repairs
80	Cabinet	Galley to Hall stairs on Starboard side	Small Shop-Vac with attachments, manual Bilge pump handle; Diesel heater unit, damper and duct work
81	Access Plate	Galley on Bow shelf under windshields.	Electrical Junction box
82	Storage Locker	Bow Deck, Starboard side	Extra lines
83	Storage Locker	Bow Deck, Port side	Auxiliary anchor chain, extra lines
84	Hidden Hatch	Bridge Deck, Port side under cushion, center	Life Preservers (10)
85	Cabinet	Bridge Deck, Port side at console	Depth finder, access behind control panel & bolts for bridge enclosure
86	Cabinet	Bridge Deck, Starboard at console	Radio, instruments
87	Cabinet	Bridge Deck, Starboard center	Radio, instruments; Navigation Manuals
88	Cabinet	Bridge Deck, Starboard at stairs	Air horn, Flares, step stool
89	Access Plate	Bridge Deck upper level Starboard side	Bolts for Arch
90	Access Plate	Bridge Deck upper level Port Side	Bolts for Arch
91	Instrument Console	Bridge Deck Console	Instrument wiring and connections

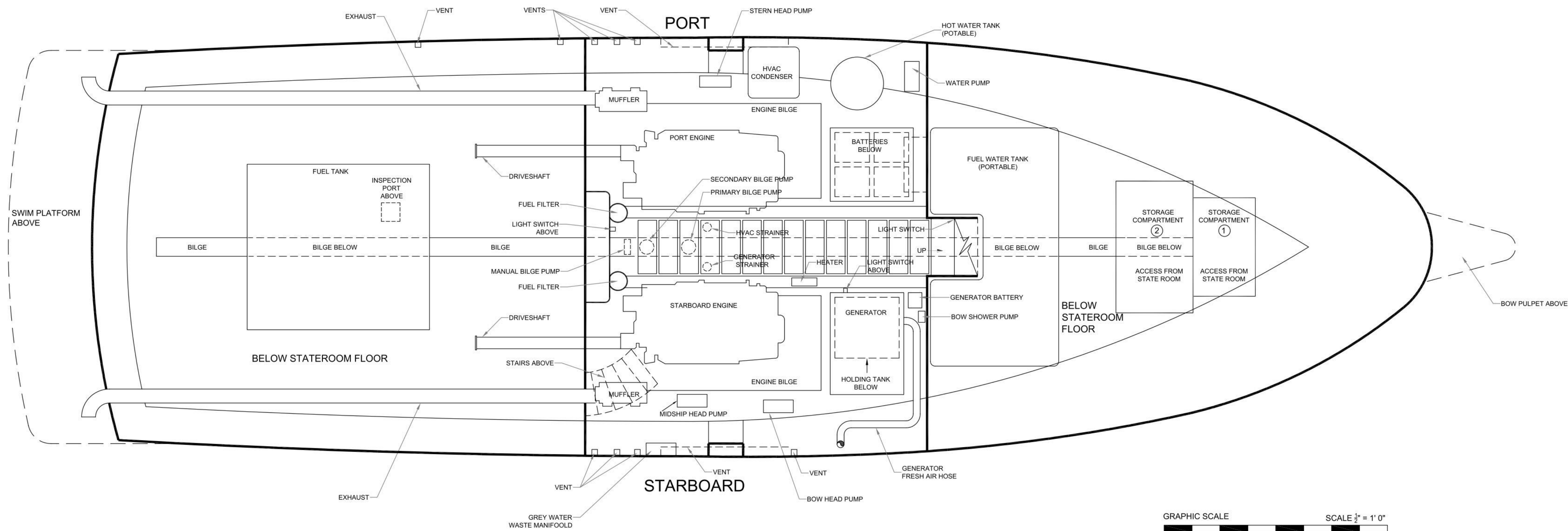
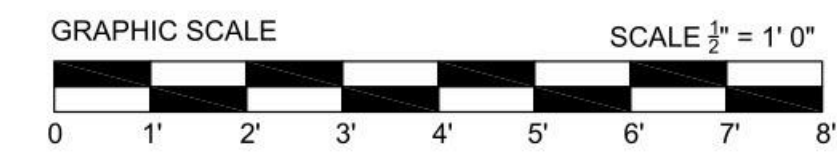
Gulfstar Motor Yacht
54 FEET OVERALL - 1986
PUMPKIN SERIAL #699199
REFERENCE SHEET 2019

© Copyright 2019
REPRODUCE ONLY WITH
EXPRESS WRITTEN PERMISSION

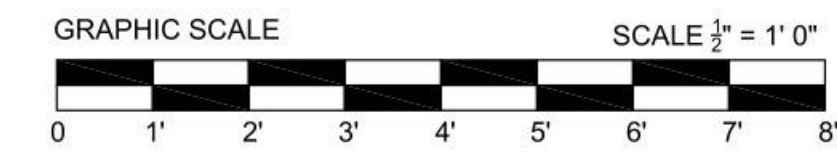




REFLECTIVE THRU HULL PLAN



MECHANICAL DECK



Gulfstar Motor Yacht
54 FEET OVERALL - 1986

PUMPKIN SERIAL #699199

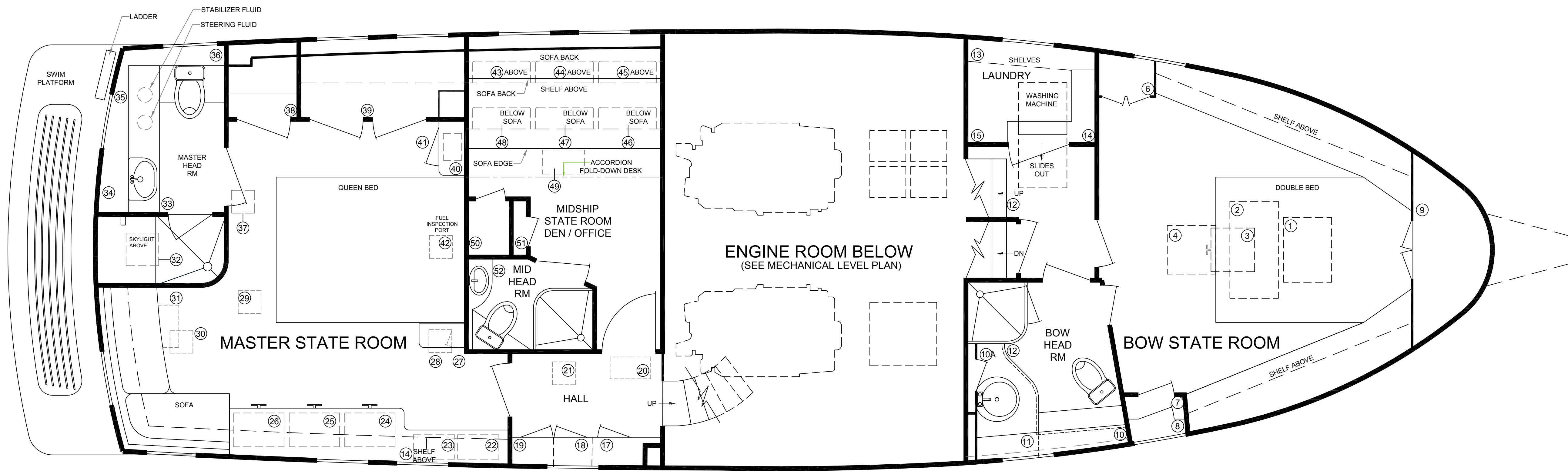
SHEET 1 OF 5

2019

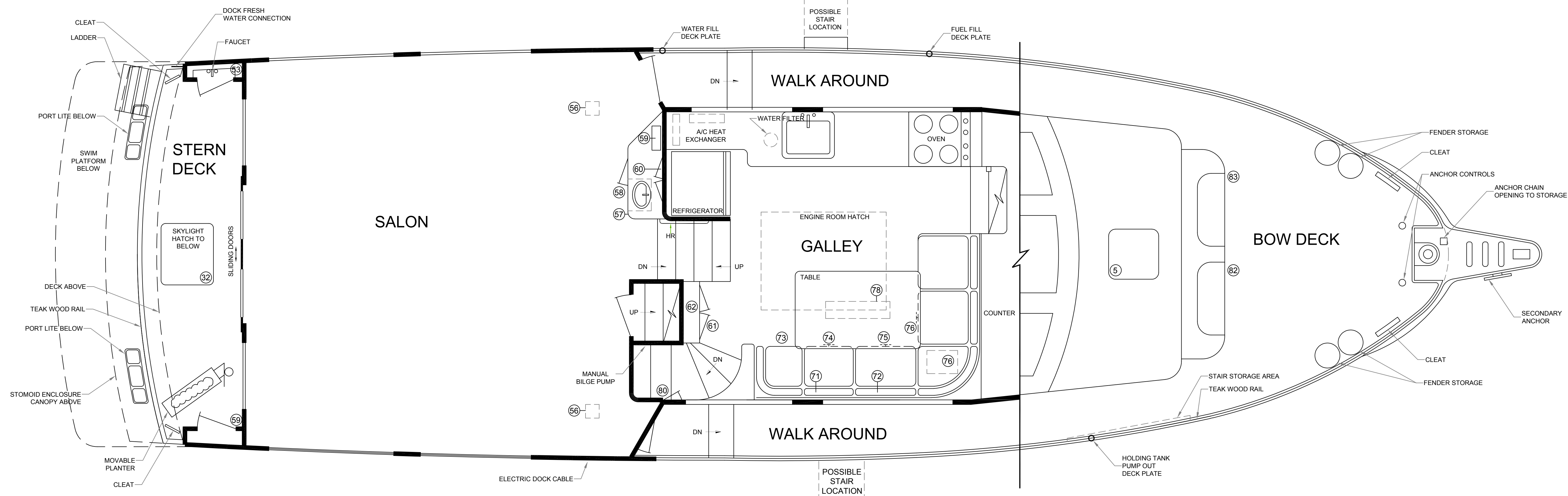
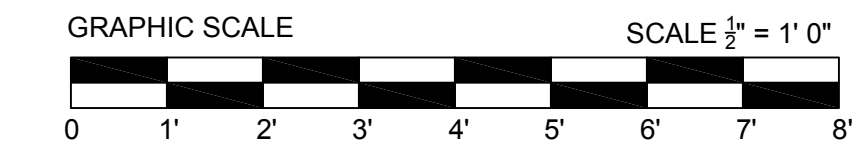
© Copyright 2019
REPRODUCE ONLY WITH
EXPRESS WRITTEN PERMISSION



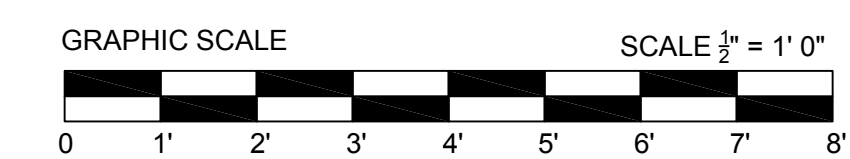
800 Wharf Street SW, Suite #59
Washington, DC, 20024
212-203-9341



STATE ROOM LEVEL



SALON LEVEL



Gulfstar Motor Yacht
54 FEET OVERALL - 1986

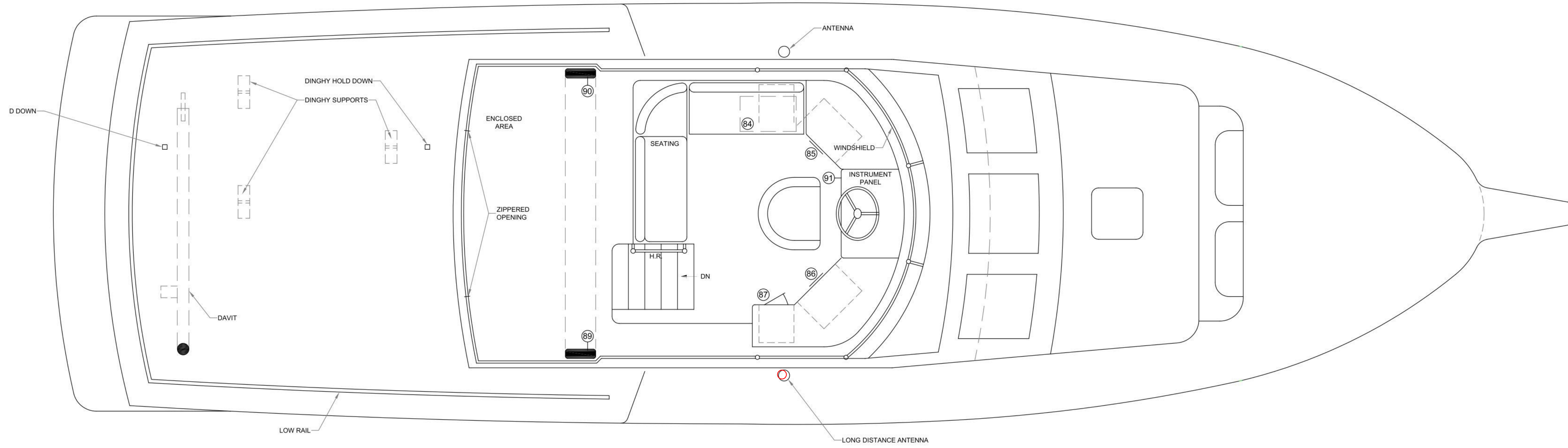
PUMPKIN SERIAL #699199

SHEET 2 OF 5 2019

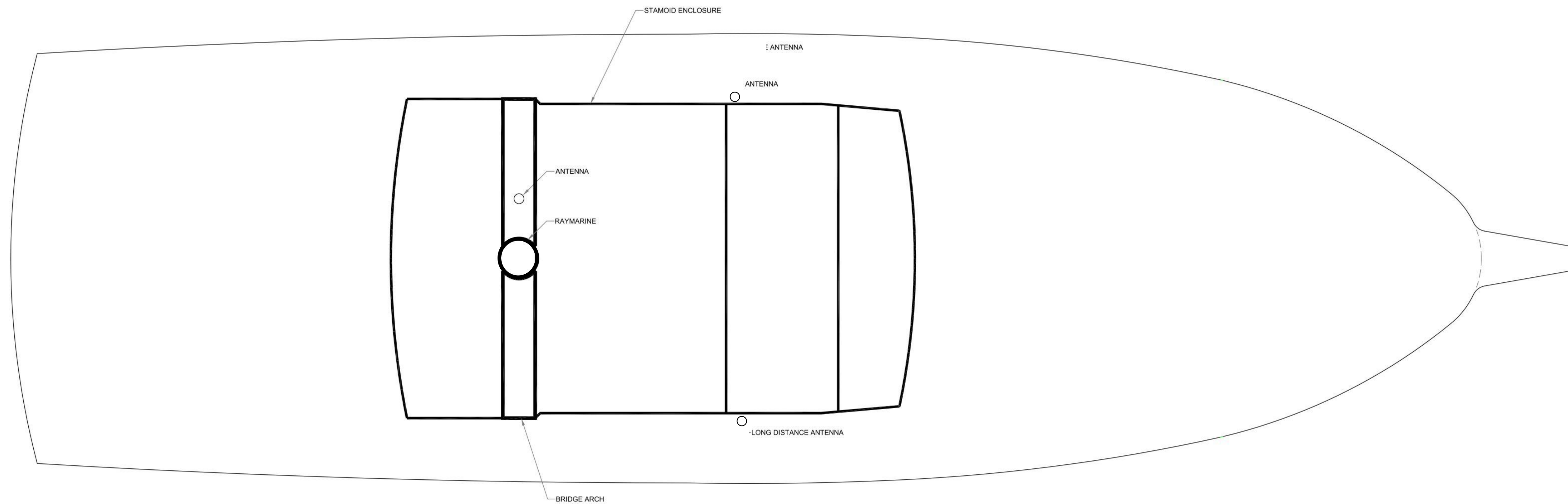
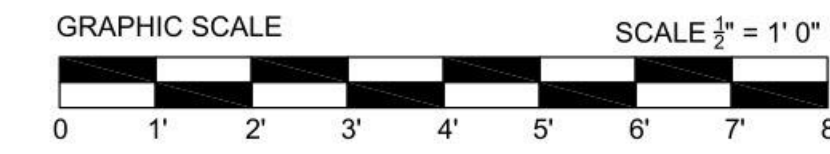
© Copyright 2019
REPRODUCE ONLY WITH
EXPRESS WRITTEN PERMISSION



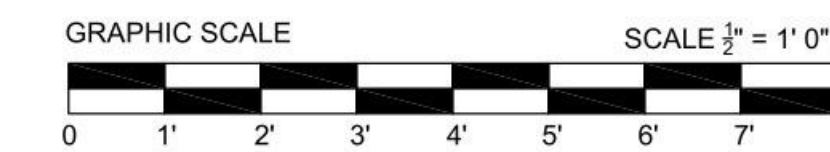
design M
group, Inc.
www.designMgroup.com
800 Wharf Street SW, Suite #59
Washington, DC, 20024
212-203-9341



BRIDGE LEVEL



TOP OF BRIDGE



© Copyright 2019
 REPRODUCE ONLY WITH
 EXPRESS WRITTEN PERMISSION



800 Wharf Street SW, Suite #59
 Washington, DC, 20024
 212-203-9341

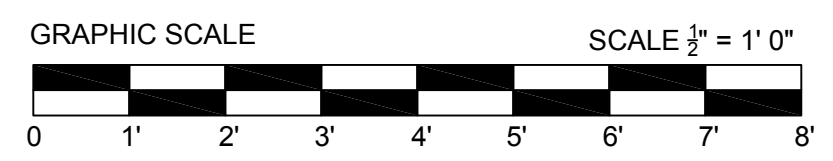
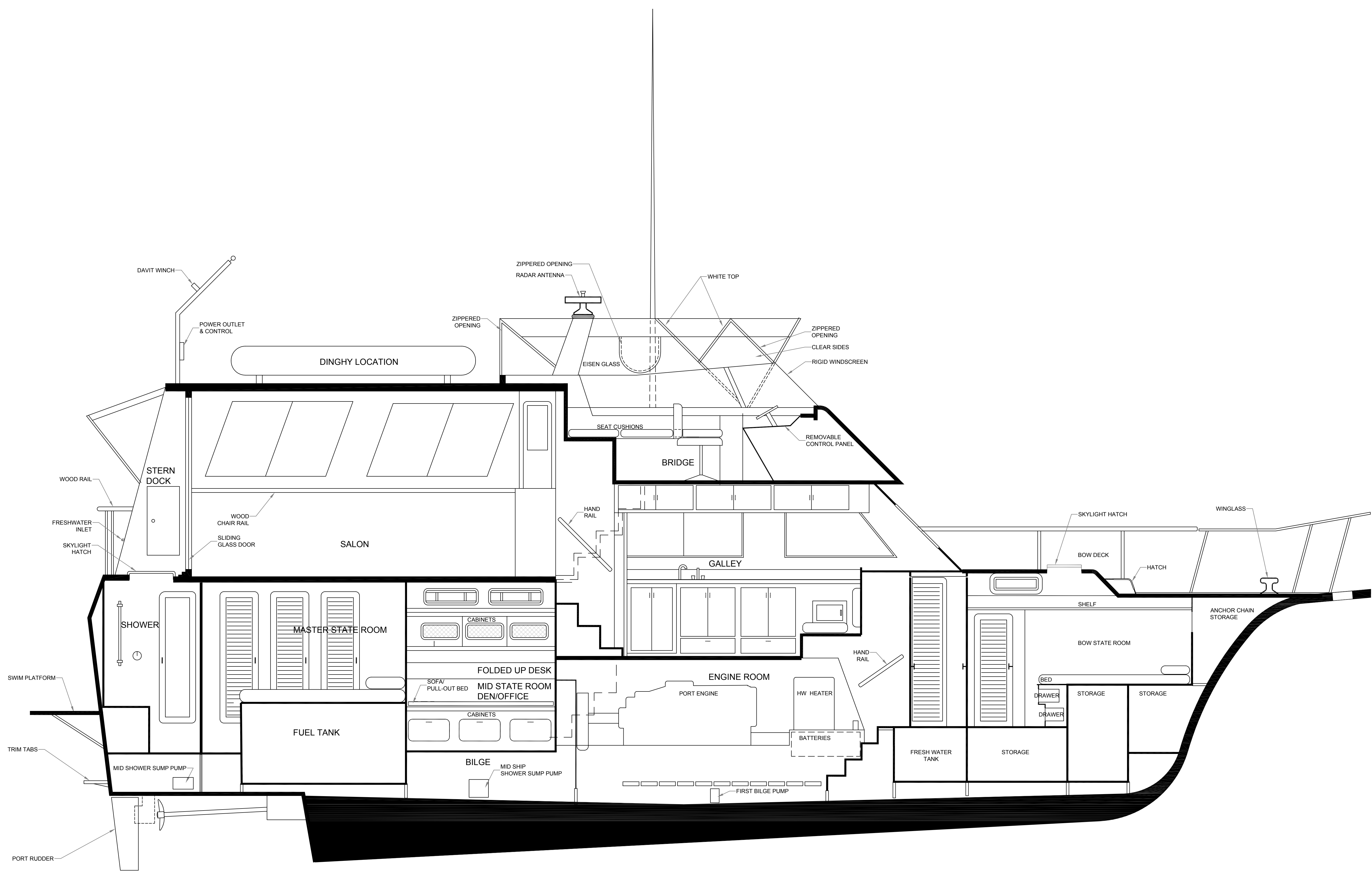
Gulfstar Motor Yacht

54 FEET OVERALL - 1986

PUMPKIN SERIAL #699199

SHEET 3 OF 5

2019



Gulfstar Motor Yacht

54 FEET OVERALL - 1986

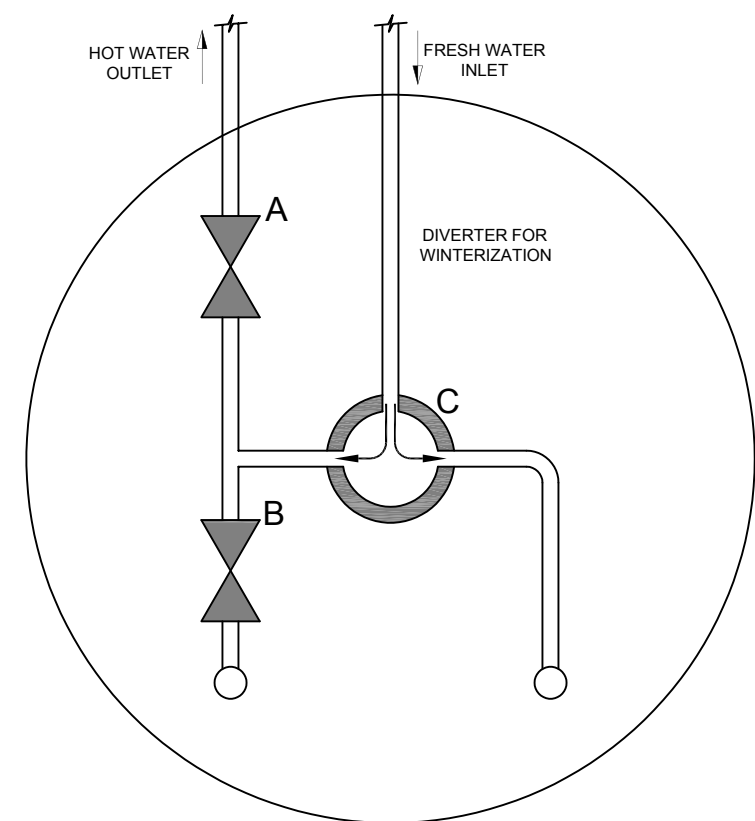
PUMPKIN SERIAL #699199

SHEET 4 OF 5 2019

© Copyright 2019
REPRODUCE ONLY WITH
EXPRESS WRITTEN PERMISSION

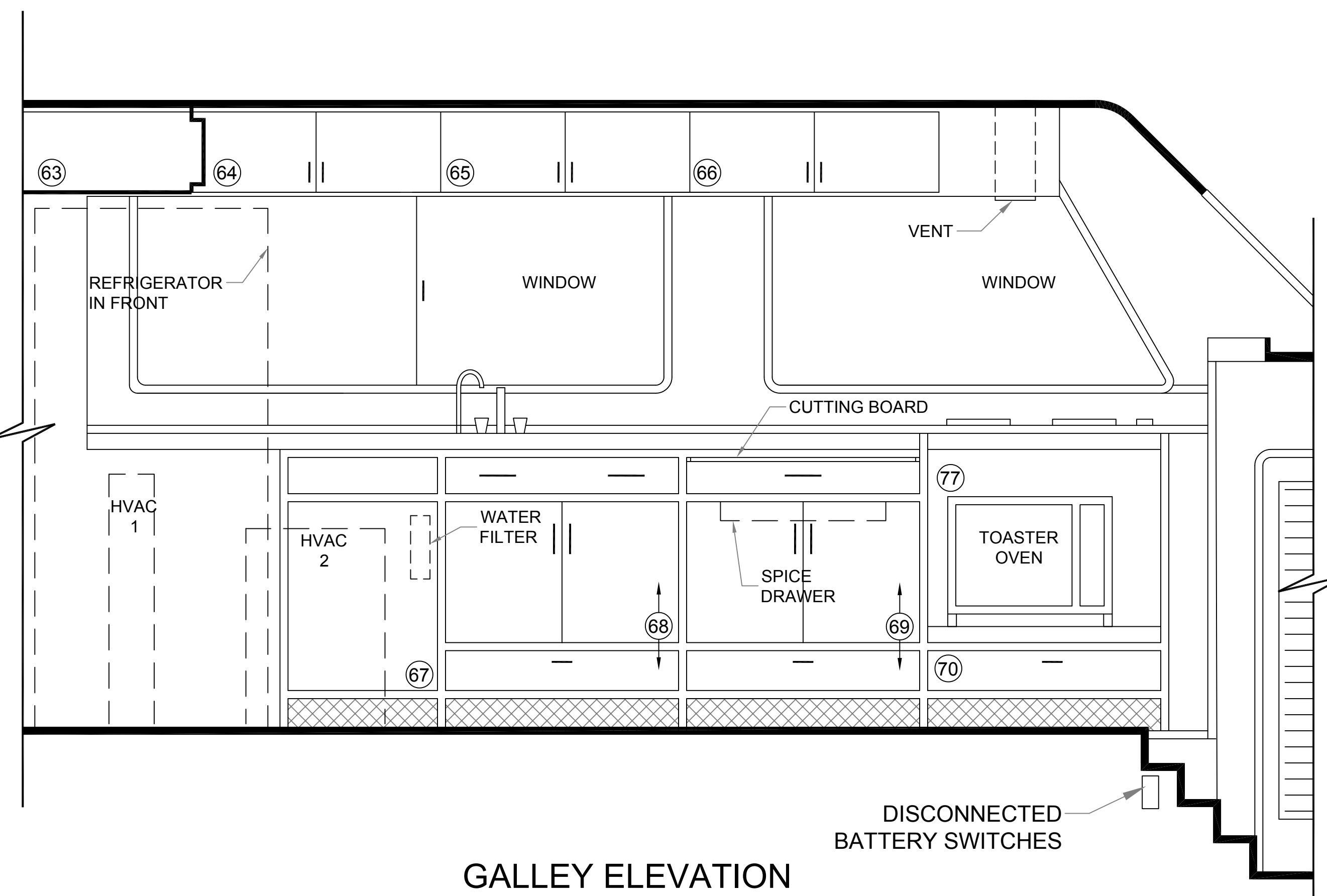


800 Wharf Street SW, Suite #59
Washington, DC, 20024
212-203-9341

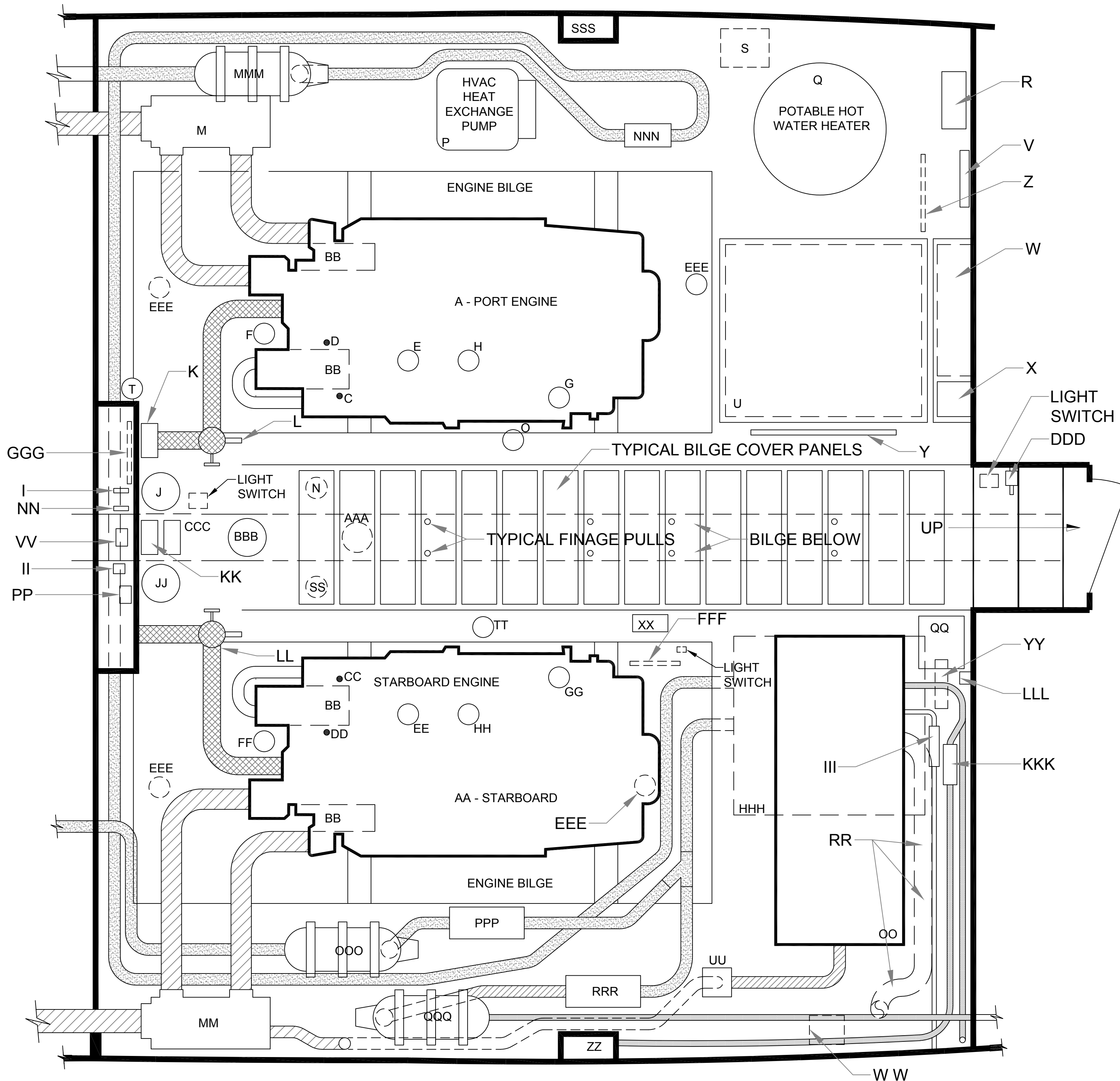


1. CLOSE VALVE 'C'
2. DRAIN TANK - FROM BOTTOM
3. FILL BOAT TANK WITH 36 GALLONS OF ANTI-FREEZE
4. OPEN VALVE 'C' UNTIL ANTI-FREEZE COMES OUT OF DRAIN
5. CLOSE DRAIN
6. CLOSE VALVE 'B'
7. SWITCH DIVERTER 'D' TO 'WINTERIZATION'

POTABLE HOT WATER HEATER
DIVERSION FOR WINTERIZATION
DIAGRAM
N.T.S.

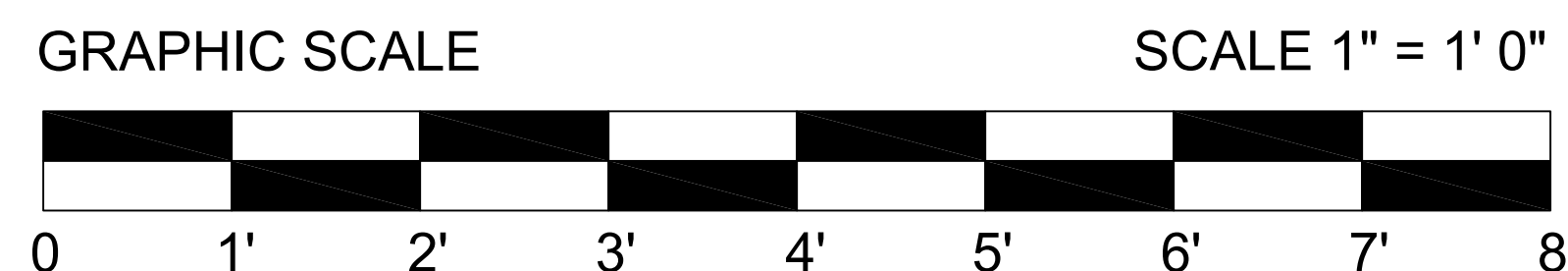


GALLEY ELEVATION



ENGINE ROOM
DETAIL PLAN

- ENGINE EXHAUST HOSES
- MAIN COOLANT HOSE TO ENGINE
- HEAD WASTE HOSES



Gulfstar Motor Yacht

54 FEET OVERALL - 1986

PUMPKIN SERIAL #699199

SHEET 5 OF 5

2019

© Copyright 2019
REPRODUCE ONLY WITH
EXPRESS WRITTEN PERMISSION



800 Wharf Street SW, Suite #59
Washington, DC, 20024
202-203-9341